

LMT linear grilles



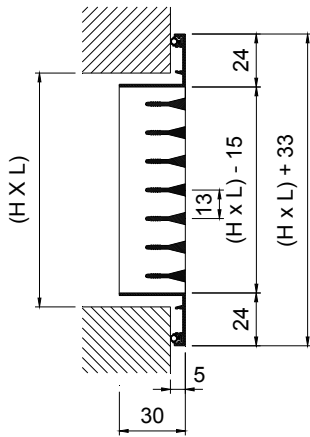
MADEL

The **LMT** series grilles are designed to be used in air-conditioning, ventilation and heating.

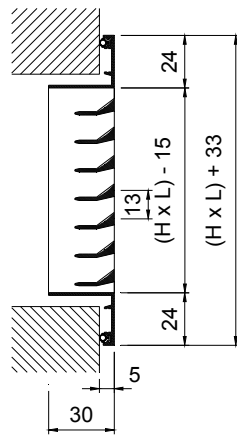
The distance between the blades and the thickness of them give great strength and an aesthetic appearance which makes them ideal for living rooms and locations where decorative factors are of prime importance.

They are suitable for supply and extraction in particular or for use in air curtains. They can be placed in ceilings and walls.

LMT



LMT-15



CLASSIFICATION

LMT Grille with end borders and fixed bars at 0°. Suitable for lengths ≤ 2 m.

LMT-15 Grille LMT with fixed bars at 15°.

...-DD LMT grille with individually adjustable rear blades, parallels to the shortest side.

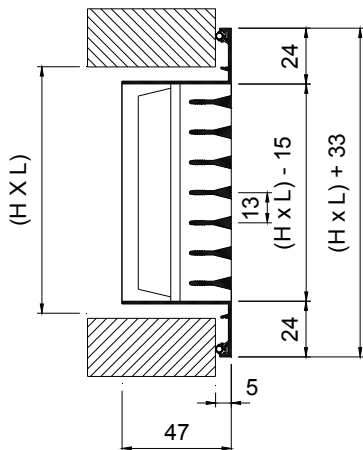
...-ARI Grille with an end border on the left side, required to form lines > 2 m.

...-ARD Grille with an end border on the right side, required to form lines > 2 m.

...-INT Grille without end borders, required to form lines > 4 m.

EMP Linear core grille.

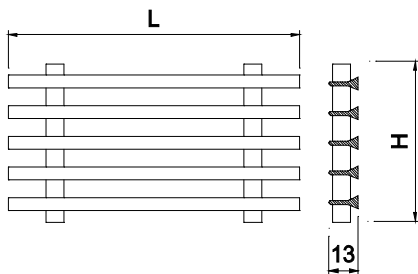
LMT-DD



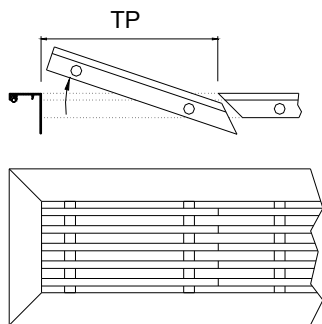
MATERIAL

Extruded aluminium grille. All the grilles are provided with seal on the back of the frame in order that the perimeter in contact with walls, ceiling, ducts, etc... is airtight.

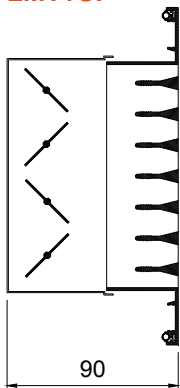
EMP



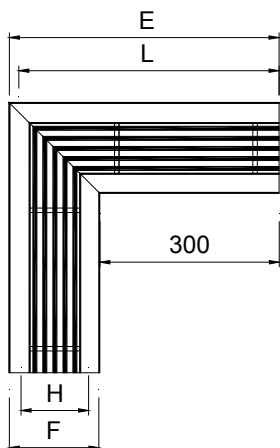
LMT+TP



LMT+SP

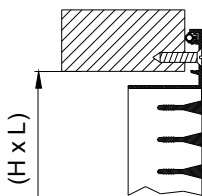


LMT + TP

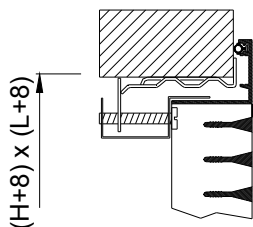


H	E	L	F
75	408	391,5	108
100	433	416,5	133
125	458	441,5	158
150	483	466,5	183
200	533	516,5	233
250	583	566,5	283
300	633	616,5	333

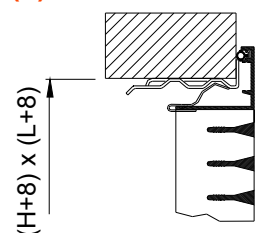
(T)



(O)



(S)



ADDITIONAL ACCESSORIES

SP Opposed blades volume damper from electro-zinc steel, in black colour. The damper is operated by an easily accessible key inside the grille. The damper is held in place by "S" springs.
TP Hinged access door.
A90/LMT Inactive grille without end borders, making a 90° angle.

FIXING SYSTEMS

(S) Clips. It requires mounting frame CM.
(O) Hidden screw. It requires mounting frame CM.
(T) Visible screws.

FINISHES

AA Matt silver anodised.
M9016 Painted in white similar to RAL 9016.
RAL... Painted in other RAL.
RAL...LMT-DD Painted in other RAL. Rear blades in black colour.

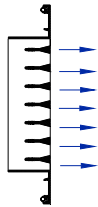
SPECIFICATION TEXT

Supply and mounting of linear grille with fixed bars at 0° parallels to the largest side series **LMT+SP+CM (S) M9016 dim. LxH**, constructed from aluminium paint in white **M9016** with opposed blades volume damper from electro-zinc steel in black colour **SP**, invisible fixing by clips **(S)** and mounting frame **CM**.
 Manufacturer **MADEL**.

LMT

FREE FACE AREA m2.

H \ L	150	200	250	300	350	400	450	500	600	700	800	900	1000
75	0,004	0,006	0,007	0,009	0,010	0,012	0,014	0,015	0,019	0,022	0,025	0,028	0,032
100	0,006	0,008	0,010	0,013	0,015	0,017	0,020	0,022	0,027	0,031	0,036	0,041	0,045
150	0,010	0,014	0,018	0,023	0,026	0,030	0,034	0,038	0,046	0,054	0,062	0,070	0,078
200	0,014	0,019	0,025	0,031	0,036	0,041	0,046	0,052	0,063	0,073	0,084	0,095	0,106
250	0,018	0,025	0,031	0,039	0,045	0,052	0,059	0,065	0,079	0,093	0,106	0,120	0,133
300	0,022	0,030	0,038	0,047	0,054	0,063	0,071	0,079	0,095	0,112	0,128	0,145	0,161
350	0,026	0,036	0,046	0,056	0,066	0,076	0,085	0,095	0,115	0,135	0,155	0,174	0,194
400	0,030	0,041	0,052	0,064	0,075	0,086	0,098	0,109	0,131	0,154	0,177	0,199	0,222
450	0,034	0,046	0,059	0,072	0,084	0,097	0,110	0,122	0,148	0,173	0,198	0,224	0,249
500	0,038	0,052	0,066	0,080	0,094	0,108	0,122	0,136	0,164	0,192	0,220	0,249	0,277



RECOMMENDED VELOCITY.

Vmin m/s	Vmax m/s
2	3.5

Determination of air flow.
Measuring the Vf in different points
of the grille, we find the Vfmed.

$$Q \text{ (l/s)} = V_{fmed} \text{ (m/s)} * A_{free} \text{ (m}^2) * 1000$$

$$Q \text{ (m}^3\text{/h)} = V_{fmed} \text{ (m/s)} * A_{free} \text{ (m}^2) * 3600$$

CORRECTION FACTOR FOR Lwa1.

Afree m2	0,01	0,02	0,05	0,1	0,2	0,4
Lwa1(kf)	-9	-6	-3	-	+4	+7

Weighted noise level related to
Afree = 0,1m2.

$$Lwa = Lwa1 + Kf$$

FREE VELOCITY, PRESSURE LOSS AND SOUND POWER LEVEL.

